

Ann Arbor  Center




**SUMMER**  
**ART**  
**CLASSES**

**ANNARBORARTCENTER.ORG**  
**734.926.4128**

*Register Now*

# ADULT CLASSES



## Basic and Continuing Ceramics with Daria

Instructor: Daria Kim

Wednesdays, June 29 to August 4, from 6:30pm to 9:00pm

Geared for beginners and those looking to expand their skills. In this class students will learn both basic techniques of wheelthrowing, hand building, slip/glaze/stain/wash/terra-sigilata application, and the power of form. Tuition fees include 24 hours total of out-of-class time during Independent Studio hours, 25 pounds of stoneware clay and all firing, slips and glazes. New students will need to purchase a basic pottery tool kit available for \$20 at the first class.



## Advanced Ceramics with Daria

Instructor: Daria Kim

Mondays, June 27 to August 22, from 6:30pm to 9:00pm

This 8 week course is for students who are comfortable with the basics and want to continue their development in wheel-throwing, handbuilding and glazing techniques. Explore new ways of combining thrown and hand built forms, and experiment with different materials. Experienced students may work at their own pace with individual assignments. Tuition fees include 24 hours total of out-of-class time during Independent Studio hours, 25 pounds of stoneware clay and all firing, slips and glazes.



## Wheelthrowing 101

Instructor: Marc McCay

Thursdays, June 30 to August 25, from 6:30 to 9:00 pm

This 8 week course is a great introduction to the exciting process of wheel thrown ceramics. Developed for students with little or no clay experience, the class covers basic skills at the potter's wheel for creating functional work. Demonstrations will cover wedging, centering, and forming shapes such as vases, mugs, bowls and plates. Learn basic decorating and glazing techniques and get an introduction to kiln firing.



## Functional Handbuilding with Clay

Instructor: Art Center Staff

Tuesdays, June 28 to August 16, from 6:30 to 9:00 pm

This introductory class will present students with easy-to-make options for building cups, bowls and plates using handbuilding techniques. No experience is necessary to achieve fantastic results! Tuition fees includes 24 hours total of out-of-class time during Independent Studio hours, 25 pounds of stoneware clay and all firing, slips and glazes. New students need to purchase a handbuilding tool kit available for \$20 at the first class.

Register at [www.annarborartcenter.org](http://www.annarborartcenter.org) or call 734-926-4128

# ADULT CLASSES



## Independent Studio: Ceramics 24 Hour Pass

First Day: July 1 - Last Day: September 11

Fridays - 6:00 pm to 9:00 pm

Saturdays- 2:00 pm to 8:00 pm

Sundays - 2:00 pm to 8:00 pm

\*Note: There will be no Independent Studio July 22nd-24th due to Art Fair

Pass is good for 24 total hours. You will be notified when you have exceeded your hours. If you have taken at least two Art Center ceramic courses in the past two years (OR have previous clay experience and attended at least one class at the Art Center in the last 2 years), you can work independently in the Art Center ceramic studios during set hours. Wheel use is not guaranteed and instruction is not provided.



## Beginning Jewelry & Metalsmithing

**Session 1:** Instructor: Kristine Haddox

Tuesdays, June 28 to August 16, from 6:30 – 9:00pm

**Session 2:** Instructor: David Dziedzic

Wednesdays, June 29 to August 24, from 6:30 to 9:00 pm

This class geared towards beginners will emphasize the design concepts and basic metalsmithing techniques used to create metal jewelry. Students with previous experience may also join to refine techniques and develop personal style. Bring a sketchbook and pencil to the first class. The lab fee includes 24 hours of Independent Studio time outside of class. Jewelry kits that include needed materials and tools will be available for purchase the first day of class.



## Jewelry & Metalsmithing II

Instructor: Kristine Haddox

Thursdays, June 30 to August 25, from 6:30pm – 9:00pm

This 8 week class will emphasize refining design concepts and will introduce advanced techniques used to create metal jewelry. This class is for students who already have taken a course in basic metalsmithing. Tuition includes 24 hours of Jewelry Independent Studio time outside of class. Additional materials may need to be purchased.



## Independent Studio Jewelry- 24 Hour Pass

1st Day July 8 - Last Day September 2

Fridays 5:00 - 9:00 PM

Saturdays 1:00 - 5:00 PM

Sunday 1:00 - 5:00 PM

\*Please note there will be no Independent Studio Saturday August 6th 2016 due to a special Pearl Carving Workshop

Independent Studio is for students who have taken Beginning Jewelry at the Art Center and would like to work independently. All equipment and benches are open on a first-come, first-serve basis. Independent Studio Pass is for 24 Total hours.

# ADULT CLASSES




## Pearl Carving

Instructor: Betsy Lehndorff

Saturday, August 6, from 10:00 am to 5:00 pm

Join jewelry artist Betsy Lehndorff for this unique class focused on carving pearls. Students will learn a variety of pearl carving techniques focused on embracing a pearl's natural flaws and creating beautiful one-of-a-kind works of wearable art. Each student will leave with 3 carved pearls and a piece of silver ballchain to create a necklace. All materials will be provided. Experience with a dremel tool or freedom is recommended for this class. There will be an hour break for lunch. You are welcome to bring your own or enjoy the many wonderful restaurants that surround the Art Center in the heart of downtown Ann Arbor. \*Discounts and volunteer coupons do not apply for this class.



## Beginning Drawing

Instructor: Blythe Miles

Thursdays, June 30 to August 25, from 6:30 pm to 9:00 pm

In this course students will learn the basic skills needed to make realistic drawings as they practice accurately rendering shapes, and learn how to see light and shadow. There will be many demonstrations and discussions, as well as individual and group instruction. This class is intended for people who have little or no experience drawing so there is no need to be nervous!



## 4 Day Basics of Drawing

Instructor: Larry Sekulich

Monday July 11 to Thursday July 14, from 6:00 pm to 8:30 pm

This four day class will introduce students to the elements of drawing. Learn about the basics of drawing including material exploration, hand-eye coordination, light/shadow, perspective, and more. This crash course is perfect for those who have no experience in art or are looking to brush up on their drawing skills.



## Exploring the Portrait

Instructor: Brian Skol

Tuesdays, June 28 to August 16, from 6:30 to 9:00 pm

This class is geared towards students with past drawing experience looking to begin exploring the genre of the portrait. Students will work from live models and engage with concepts of facial structure and composition. Students are encouraged to bring their drawing medium of choice to the first class where additional materials will be discussed.

# ADULT CLASSES



## Contemporary Pastels

Instructor: Payton Cook

Wednesdays, June 29 to August 24, from 6:30 pm to 9:00 pm-

In this class geared towards beginners students will explore the versatile medium of soft pastels. Students will complete four different projects using soft pastels and learn a variety of techniques. Absolutely no experience is necessary!




## 4 Day Basics of Colored Pencils

Instructor: Art Center Staff

Monday, August 8 to Thursday August 11, from 10:30 am to 1:00 pm

This four day class is an introduction to using colored pencils to create drawings from life. Students will learn a variety of colored pencil techniques such as layering, hatching and cross-hatching, burnishing and embossing techniques. Students will also explore color theory and will complete color mixing exercises. Absolutely no experience is necessary!



## Abstract Landscapes

Instructor: Michael Garguilo

Wednesdays, June 29 to August 24, from 1:00 to 3:30 pm

Using the landscape as a point of reference this class will explore compositional and visual languages that venture into abstraction. Students will develop their own vocabulary of mark making along with the tools of non-representational painting traditions. This class is a best fit for those with some previous painting or drawing experience who are excited to investigate landscapes in a new way! - Students will make paintings and preparatory drawings from sites both chosen by them as well as the instructor. - While this class will focus primarily on the use of painting with oil or acrylic paint, students will be encouraged to work with mixed media as well.



## Art in the Botanical Gardens

Instructor: Payton Cook

Wednesdays, June 29 to August 24, from 10:30 am to 1:00 pm

Learn to beautifully capture the plants, flowers, and landscape in one of Ann Arbor's premier gardens this spring. Students will work in the medium of their choice for eight weeks on location at Matthaei Botanical Gardens. Emphasis is placed on learning to simplify your compositions while organizing form, value, and color. Learn tips to strengthen your work all while enjoying the abundance of color. Class will meet indoors in case of inclement weather. Students should bring their preferred medium, supplies, and a portable easel. Please note that all day parking at the Botanical Gardens is \$5, so we've reduced the cost of the class to cover students' out of pocket expense.

# ADULT CLASSES



## Basics of Acrylic Painting

Instructor: Payton Cook

Mondays, July 11 to August 29, from 6:30 pm – 9:00pm

This class is designed for individuals who are new to acrylic painting but are interested in learning the foundations and improving their skill. You will begin by learning about tone, shades, color mixing, and acrylic painting techniques. Throughout the course you will complete projects that will enhance your understanding of the process of acrylic painting. Students will complete a still life project, using paint to define an object's color in relation to other objects. We will also do a Georgia O'Keeffe-inspired painting, painting close-up compositions that take note of fine details. In addition, the class will learn how to paint a landscape using acrylic paint.



## Meditative Painting at White Lotus Farms

Instructor: Christina Burch

Monday, August 8 to Thursday August 11, from 10:00 am to 12:30 pm

In this four day intensive, students will work on location at the beautiful White Lotus Farms in west Ann Arbor. This class will cover how to work with acrylic paints and then engage a series of exercises involving breath, body and mind relaxation. Working in the contemplative gardens at White Lotus Farms will provide a lush and tranquil setting to practice basic meditation and calming the mind in order to delve into and connect with a deeper wealth of creative potency and expressive capacity. We will work on paper and also make a mandala design on canvas or board to work with color mixtures.



## 4 Day Alternative Methods in Printmaking

Instructor: Michael Garguilo

Monday, August 22 to Thursday, August 25, from 10:00 am to 12:30 pm

This course will explore alternative printmaking and photo processes. Several techniques will be covered in this fun four day class. Absolutely no experience is necessary and all levels of students are welcome.



## Introduction to Encaustic Painting

Instructor: Beth Billups

Saturdays, July 9 to July 30, from 10 am to 12:30 pm

Encaustic is the ancient art of painting with a combination of beeswax, damar resin and colored pigments. The mixture is applied hot and each layer of wax is fused with heat to create a single bonded surface that is full of luscious color and depth. This introductory level class will cover safe studio practices, surface preparation, materials, texture and transfers. Through demonstration and work time, participants will fully explore this medium.

# ADULT CLASSES



## Continuing Encaustic Painting

Instructor: Beth Billups

Mondays, July 11 to August 29, from 6:30 to 9:00 pm

In this class students will continue to explore the art of encaustic painting. Encaustic is the ancient art of painting with a combination of beeswax, damar resin and colored pigments. The mixture is applied hot and each layer of wax is fused with heat to create a single bonded surface that is full of luscious color and depth. We will cover safe studio practices, surface preparation, materials, texture and transfers. Through demonstration and independent work time, participants will fully explore this flexible medium.



## Silk Dyed Scarves

Instructor: Michele Montour

Sunday, July 10, from 1:00 to 3:30 pm

Learn to dye your own silk scarves! No experience necessary and all levels of experience are welcome. Join fiber artist Michele Montour as she guides you through the process of dyeing silk. Patterns and color depth are explored by using various folding and tying methods prior to applying dye. You will transform blank white scarves into one-of-a-kind wearable art pieces.




## 4 Day Shadow Box Design

Instructor: Heather Accurso

Monday July 25 to Thursday July 28, from 10:30 am to 1:00 pm

In the manner of surrealist Joseph Cornell, create visual poems inside of a shadow box frame. Convey a memory, a dream, or a person. A purely intuitive, aesthetic approach is also a possibility. No previous art experience required! Come to the first class with a pencil, a sketchbook, and any art supplies that you would like to use, as well as any 2-D and 3-D items to fill the box with. You may bring a self-made or purchased shadow box to the first class meeting or wait until the second meeting, to choose your box.



## Basics of Italic Calligraphy

Instructor: Julie Wildman

Saturday, July 30, from 10:00 am to 5:00 pm

Join guest calligrapher Julie Wildman and learn the basics of traditional italic calligraphy. Absolutely no experience is required and all materials will be provided. Students will begin by learning basic strokes and how they apply to the Italic form, then putting those strokes together in a sequence that creates the letters. From there you will move into writing sentences, learning about proper letter and word spacing along the way. At the end of the class you will come away with a strong, working knowledge of the Italic form.

Register at [www.annarborartcenter.org](http://www.annarborartcenter.org) or call 734-926-4128

# ART LAB CLASSES



## Digital Painting (Adults)

Instructor: Jerry Wang

Fridays, July 8 to September 2, from 6:30 to 9:00 pm

Digital painting is a relatively new medium and a powerful tool for creating art. Unlike any previous mediums in history digital painting gives you the ability to express your creativity in a fast and easy way. Join us for a comprehensive course in digital painting that will focus on developing skills and techniques using Adobe Photoshop. You will learn how to use a drawing tablet to produce illustrations, drawings and designs. Additionally, you will learn about basic and traditional drawing methods for developing preliminary sketches and studies. Absolutely no experience with Photoshop is necessary! This course is best suited for students with basic knowledge of computers. Please bring with you a USB Flash Drive to class, 8 GB or higher is recommended.



## Graphic Novel Publishing (Ages 9-12)

Instructor: Jerzy Drozd

Tuesdays and Thursdays, July 19 to August 25, from 5:30 to 7:00 pm

Attention young illustrators who want to get your work in print! In this 12-session course, professional graphic novelist Jerzy Drozd (The Warren Commission Report), will guide you through the process of creating characters, designing worlds, and crafting a visual narrative through comics. You'll also get a taste of the world of publishing when you learn pre-press techniques to prepare your comic for inclusion in a printed volume. Your story will be included in a printed anthology that will be distributed at the Ann Arbor Art Center.



## Teen Graphic Novel Publishing

Instructor: Jerzy Drozd

Tuesdays and Thursdays, July 18 to August 24, from 5:00 to 7:00 pm

Attention young illustrators who want to get your work in print! In this 12-session course, professional graphic novelist Jerzy Drozd (The Warren Commission Report), will guide you through the process of creating characters, designing worlds, and crafting a visual narrative through comics. You'll also get a taste of the world of publishing when you learn pre-press techniques to prepare your comic for inclusion in a printed volume. Your story will be included in a printed anthology that will be distributed at the Ann Arbor Art Center.

Register at [www.annarborartcenter.org](http://www.annarborartcenter.org) or call 734-926-4128



Ann Arbor  Center

# SUMMER ART CAMPS

**20**  
THEMES  
TO CHOOSE  
FROM!



**LEARN MORE & REGISTER AT:**  
[annarborartcenter.org/art-camps](http://annarborartcenter.org/art-camps)

# YOUTH & TEEN CLASSES



## Teen Wheelthrowing

Instructor: Liz Mitchell

Session 1: Monday, June 27 to Thursday June 30, from 1:00 pm to 4:00 pm  
Session 2: Monday, August 8 to Thursday August 11, from 1:00 pm to 4:00 pm

In this four day class students will explore all aspects of throwing on the wheel, including forming, glazing, and firing. This is an excellent class for beginning and returning students, as you can never have enough practice on the wheel! All materials are included. Please note independent studio time is not included in Teen Courses.

---



## Teen Handbuilding with Clay

Instructor: Liz Mitchell

Monday, July 25 to Thursday, July 28, from 1:00 pm to 4:00 pm

In this four day class students will explore all aspects of handbuilding with clay. Students will be given an introduction to the entire process, including forming, glazing, and firing. Each session will include a demonstration of techniques during the first part of the class, while the remaining time will be for practice and individual instruction. This is an excellent class for beginning and returning students, as you can never have enough practice when it comes to working with clay. All materials are included. Please note independent studio time is not included in Teen Courses.

---



## Teen Illustration and Character Creation


Instructor: Ted Woods

Monday July 11 to Thursday July 14, from 1:00 pm to 3:00 pm

The course will cover the concept of character design as it relates to developing your own story for comics, video games, or animation. Specific topics such as anatomy, figure drawing, fashion, research, and creative problem-solving will be used as they relate to students creating their own characters for stories. Students will learn the importance of variety, light and shadow, visual storytelling, and body language for the sake of creating unique and memorable characters. Absolutely no experience is required and all materials will be provided.

Register at [www.annarborartcenter.org](http://www.annarborartcenter.org) or call 734-926-4128

# YOUTH & TEEN CLASSES



## Teen Oil Painting

Instructor: Claudia Selene

Monday, August 1 to Thursday, August 4, from 1:00 to 3:00 pm

One of our most popular painting classes for teens! Have you ever wondered how good painters make a rose look so real you could pick it, or an apple so round and shiny you want to eat it? In this four day painting class for teens we will learn to see and paint every nuance of color, light, shadow, reflection and form. This oil painting basics course will prepare you for mastering more complex subjects and will serve as an introduction to the luscious medium of oil paint. No Experience is necessary and all materials included.

---



## Teen Painting with Watercolor

Instructor: Claudia Selene

Monday August 15 to Thursday August 18, from 1:00 pm to 3:00 pm

In this class students will be introduced to techniques and skills unique to painting with watercolor. Absolutely no experience is necessary and all materials will be provided.

---



## Teen Pewter Casting

Instructor: Lindsay Avenall

Monday July 18 to Thursday July 21, from 1:00 pm to 3:00 pm

This fun four day class offers students the opportunity to experiment with pewter, a soft and easily molded metal. Students will design, sketch, carve and cast a series of unique small pewter objects. This course will also cover safe studio practices, proper use of tools, materials, and preparation. Absolutely no experience is necessary and all materials will be provided.

# Ann Arbor Center

117 W. Liberty St.  
Ann Arbor, MI 48104

