

# Watercolor Beginning/Continuing | Supply List




Instructor: Andrea Lozano




Listed below are the supplies you will need for this class.



If you already have similar supplies on-hand, you can bring them to the first class. I will discuss materials that will give you the best results and you can then decide if you would like to purchase any of the recommended options.

**\*Advice: Purchase the best quality supplies that fit within your budget.**

Quality materials can be much easier to work with and will give you better results.

	Supply/description	Sources	Images
1.	<p><b>1 Pad of Paper</b>  <b><u>MUST</u> be 140lb (300g/m2) or higher</b></p> <p>Recommendations:</p> <p>Canson Watercolor            140 lb. (300 g/m2) 20 sheets</p> <p>Strathmore Watercolor            140 lb. (300 g/m2) 12 sheets</p> <p>Fabriano 1264 cold press            140 lb. (300 g/m2) 12 sheets</p> <p>Arches watercolor blocks -attached edges to prevent buckling</p> <p>\$5 watercolor pad from "5 Below"</p>	<p>Amazon, Blick            Jerry's Artarama,            JoAnn, Michael's,            5 Below</p>	 <p>Canson Artist Series Montval            Watercolor Sketchbooks</p>  

			
<p>2.</p>	<p><b>Watercolor paint</b>  <a href="https://www.emilywassell.co.uk/watercolor-for-beginners/supplies/guide-to-watercolour-paints/">https://www.emilywassell.co.uk/watercolor-for-beginners/supplies/guide-to-watercolour-paints/</a></p> <ul style="list-style-type: none"> <li>● Basic colors needed (fewer are better than a large set) <ul style="list-style-type: none"> <li>- cadmium yellow or yellow ochre (warm)</li> <li>- lemon yellow (cool)</li> <li>- Red (warm)</li> <li>- Red (cool)</li> <li>- Blue (warm)</li> <li>- Blue (cool)</li> <li>- Green</li> <li>- Purple</li> <li>- Orange</li> <li>- Brown</li> <li>- Black</li> </ul> </li> </ul>	<p>Jerry's Arterama (\$15.99)  Michael's (\$19.99)</p>	<p>Windsor &amp; Newton Cotman</p> 
<p>3.</p>	<p><b>Brushes</b> - <i>Before investing any serious money...</i>  It's important to make sure that you actually enjoy watercolor painting and then spend some time learning a little about your painting style, preferences, and various techniques</p> <p>Recommendations:</p> <ul style="list-style-type: none"> <li>● Loew-Cornell Golden Taklon <a href="#">Series 7020</a> and <a href="#">Series 7000</a></li> <li>● Sizes 4 and 10 synthetic round</li> <li>● <b>Dick Blick's Master Kolinsky Sable</b></li> </ul>	<p>Various</p>	

4.	<b>Artist's Tape</b> - Low tack adhesive for clean edges and safe removal.	Blick/other	
4.	<b>Palette</b> - Needed if using tube paints. Covered and with mixing areas		
5.	12" Ruler		
6.	2B pencil		