





Urban Sketching: Museum of Natural History | Supply List

Instructor: Andrea Lozano

***Advice: Purchase the best quality supplies that fit within your budget.**

Quality materials can be much easier to work with and will give you better results.

	Supply/description	Sources	Images
1.	<p>Sketchbook for studio/home: ANY MIXED MEDIA TRAVEL SIZE that is recommended for ink/watercolor or bring what you already like to use.</p> <ul style="list-style-type: none"> • Hard-bound travel-size (example 5"x5", 8.25"x5.5") <p>Recommended paper type: Moleskin (for artists), mixed media, watercolor paper</p> <p>Check the weight for nothing under 70gsm</p>	Michael's JoAnn Online (TEMU)	<p>Example:</p> 
2.	<p>Artist Ink Pens:</p> <ul style="list-style-type: none"> • Pigma Micron pen set/other preferred archival, waterproof brand (suggested .03, .05, 1) • Or fountain pen, sharpie marker, or other markers. 	Michael's JoAnn	
3.	<p>Travel-size watercolor set and paintbrush:</p> <p>Suggested sets:</p> <ul style="list-style-type: none"> • Sakura Koi travel Wc set comes with water brush • Daler Rowney/Aquafine 	Amazon Walmart	

4.	A HB Pencil (& Sharpener) or Leadholder		
5.	Water Brush	Michael's Pentel Arts® Aquash™ Mini Water Brush \$5.99	
6.	Water: In a bottle to refill pens		
7.	Paper Towel or rag		
8.	Optional: A Viewfinder		
9.	Optional: Staedtler Watercolor Pencils		